



**Government of India  
Earth System Science Organization  
Ministry of Earth Sciences  
India Meteorological Department**

**Press: Dated:19<sup>th</sup> Jan, 2023**

**Subject: Current Weather Status and Extended range Forecast for next two weeks  
(19 Jan-1 Feb 2023)**

**1. Salient Observed Features during 13 Jan till 19 Jan 2023**

- With the last week's WD moved away northeast-wards on 14 Jan 2023, a fresh spell of Cold Wave to sever cold wave conditions was prevailed mainly over Rajasthan, Haryana, Punjab, Chandigarh, Delhi and West Uttar Pradesh and northern parts of Madhya Pradesh during 15 to 18 Jan. With the impact of the fresh WD from 19<sup>th</sup> Jan, cold wave was abated on 19 Jan, from most parts of these areas. Cold Wave conditions was also observed over East Uttar Pradesh and Bihar on 17 and 18 Jan and then abated from 19<sup>th</sup> Jan.
- Dense fog was observed at isolated pockets over Rajasthan, Haryana, Uttar Pradesh on 13 and 14 Jan and over Bihar, Himachal Pradesh, Uttarakhand, West Bengal & Sikkim, Odisha and Assam during 12 to 18 Jan 2023.
- Analysis of Weekly overall Rainfall distribution during the week ending on 18 Jan 2023 and Winter Season's Rainfall Scenario (1 Jan-18 Jan 2023): It shows for the country as a whole, the weekly cumulative All India Rainfall in % departure from its long period average (LPA) till week ending on 18 Jan 2023 was -28 % with south Peninsular India had -97% while all India Seasonal cumulative rainfall %departure during this year's Winter Season Rainfall during 01 Jan-18 Jan 2023 is -65% and over south Peninsula, it is -92%. Details of the rainfall distribution over the four broad geographical regions of India are given in Table 1 and Meteorological sub-division-wise rainfall both for week and season are given in Annex I and II respectively.

**Table 1: Rainfall status (Week and season)**

Region	WEEK			SEASON		
	12.01.2023 TO 18.01.2023			01.01.2023 TO 18.01.2023		
	Actual	Normal	% Dep	Actual	Normal	% Dep
<b>EAST &amp; NORTH-EAST INDIA</b>	<b>1.7</b>	<b>3.4</b>	<b>-51%</b>	<b>1.7</b>	<b>8.7</b>	<b>-80%</b>
<b>NORTH-WEST INDIA</b>	<b>8.7</b>	<b>8.6</b>	<b>+1%</b>	<b>9.3</b>	<b>17.2</b>	<b>-46%</b>
<b>CENTRAL INDIA</b>	<b>0</b>	<b>1.5</b>	<b>-99%</b>	<b>0.1</b>	<b>4.3</b>	<b>-98%</b>
<b>SOUTH PENINSULA</b>	<b>0.1</b>	<b>2.2</b>	<b>-97%</b>	<b>0.5</b>	<b>6</b>	<b>-92%</b>
<b>Country as a whole</b>	<b>2.9</b>	<b>4.1</b>	<b>-28%</b>	<b>3.3</b>	<b>9.3</b>	<b>-65%</b>

## 2. Large scale features

- Currently La Niña conditions are prevailing over Equatorial Pacific Ocean and near normal Indian Ocean Dipole (IOD) conditions are prevailing over the Indian Ocean. The latest global model forecasts indicate that the La Niña conditions are likely to continue till end of the Winter months.
- The Madden Julian Oscillation (MJO) Index is currently in Phase 2 with amplitude more than 1. It will continue in same phase during first half of week 1 and move to phase 3 during later half of week 1 with same amplitude. Thereafter, it would continue in same phase with amplitude becoming less than 1 during week 2. Thus, MJO will support enhancement of convective activity over the North Indian Ocean (NIO) during the entire forecast period.
- The Madden Julian Oscillation (MJO) Index is currently in Phase 8 with amplitude more than 1. It will continue in same phase during first half of week 1 and move to phase 1 during later half of week 1 with same amplitude. Thereafter, it would move to phase 2 and 3 with amplitude more than 1. Thus, MJO will not support enhancement of convective activity over the North Indian Ocean (NIO) during week 1.

### 3. Forecast for next two week

#### Forecast for next two weeks

##### (A) Weather systems & associated Precipitation

#### **Forecast and warning for week 1 (19 to 25 January, 2023):**

- A **Western Disturbance** as a trough in middle tropospheric westerlies runs along 70°E to the north of 30°N. There is Jet stream winds of order upto 120 Knots is along Latitude 26°N over Indian Region between 100 to 250 hPa levels. Under its influence, light/moderate scattered rainfall/snowfall very likely over Jammu-Kashmir-Ladakh-Gilgit-Baltistan-Muzaffarabad, Himachal Pradesh and Uttarakhand on 19<sup>th</sup> January, 2023. Isolated light rainfall also likely over north Punjab and Haryana, Chandigarh & Delhi on 19<sup>th</sup> & 20<sup>th</sup> and north Rajasthan on 19<sup>th</sup> January, 2023.
- **Another active Western Disturbance now seen as a trough in middle & upper tropospheric westerlies along Long. 60°E to the north of Lat. 25°N. It is very likely to move slowly eastwards and intensify further along-with high moisture feeding from Arabian Sea over northwest India at lower & middle tropospheric levels mainly during 23<sup>rd</sup> to 25<sup>th</sup> January, 2023.**

**It is very likely to affect Western Himalayan Region from the night of 20<sup>th</sup> till 26<sup>th</sup> and plains of northwest India during 23<sup>rd</sup> to 25<sup>th</sup> January, 2023.**
- ✓ Under its influence, light/moderate isolated to scattered rainfall/snowfall over Jammu-Kashmir-Ladakh-Gilgit-Baltistan-Muzaffarabad, Himachal Pradesh and Uttarakhand on 20<sup>th</sup>-22<sup>nd</sup>. Its intensity & distribution is likely to increase thereafter with scattered to widespread rainfall/snowfall during 23<sup>rd</sup> to 26<sup>th</sup> with **its peak intensity with possibility of heavy rainfall/snowfall on 23<sup>rd</sup> to 25<sup>th</sup> January, 2023.**
- ✓ **Isolated hailstorm also likely over Western Himalayan Region on 23<sup>rd</sup> & 24<sup>th</sup> January, 2023.**

- ✓ Light/moderate isolated to scattered rainfall/thundershower is likely over Punjab, Haryana & Chandigarh, north Rajasthan and West Uttar Pradesh during 23<sup>rd</sup> to 26<sup>th</sup> and over Delhi on 23<sup>rd</sup> to 25<sup>th</sup> January, 2023.
- Light isolated rainfall/snowfall is likely over Sikkim and Arunachal Pradesh during 1<sup>st</sup> half of the week; light isolated rainfall over Andaman Nicobar Islands during the week and over extreme south Peninsula during 2<sup>nd</sup> half of the week.

**(ii) Forecast and warning for week 2 (26 January to 01 February, 2023):**

- **Under the influence of Western Disturbance and its induced cyclonic circulation, light/moderate scattered to fairly widespread rainfall/snowfall likely over Western Himalayan Region and light isolated to scattered rainfall over plains of northwest India and light isolated rainfall/thundershower over central India mainly during 1<sup>st</sup> half of the week.**
- Due to easterly wave, light isolated to scattered rainfall is likely over south Peninsular and Andaman & Nicobar Islands during many days of the week.
- Light to moderate isolated to scattered rainfall/snowfall is likely over Sikkim and Arunachal Pradesh mainly during 1<sup>st</sup> half of the week.
- Overall, rainfall activity is likely to be above normal over the country.

**(B) Forecast of Temperature and Fog:**

**(i) Forecast and warning for week 1 (19-25 January, 2023):**

**Minimum Temperature:** **Minimum temperatures** are in the range of 2-5°C over some parts of North Madhya Pradesh and isolated pockets over Haryana and East Uttar Pradesh. The Lowest Minimum Temperature of 2.0°C observed over Nowgong (East Madhya Pradesh). Rise in minimum temperatures by about 2°C very likely over many parts of Northwest India till 20<sup>th</sup> January and no significant change thereafter for subsequent days of the week. Rise in minimum temperatures by 3-5°C over Madhya Pradesh till 20<sup>th</sup> morning and no significant change thereafter for subsequent days of the week. No significant change in minimum temperatures over East India till 20<sup>th</sup> morning and rise by 2-4°C thereafter for subsequent 3 days and no change thereafter for rest days of the week.

**Cold wave:** No significant cold wave and cold day is likely over any part of the country during the week.

**Fog:** Dense fog very likely in isolated pockets during night & morning hours over Odisha, Assam & Meghalaya and Tripura during 19th-21st January 2023.

**(ii) Forecast and warning for week 1 (26 January-1 Feb, 2023):**

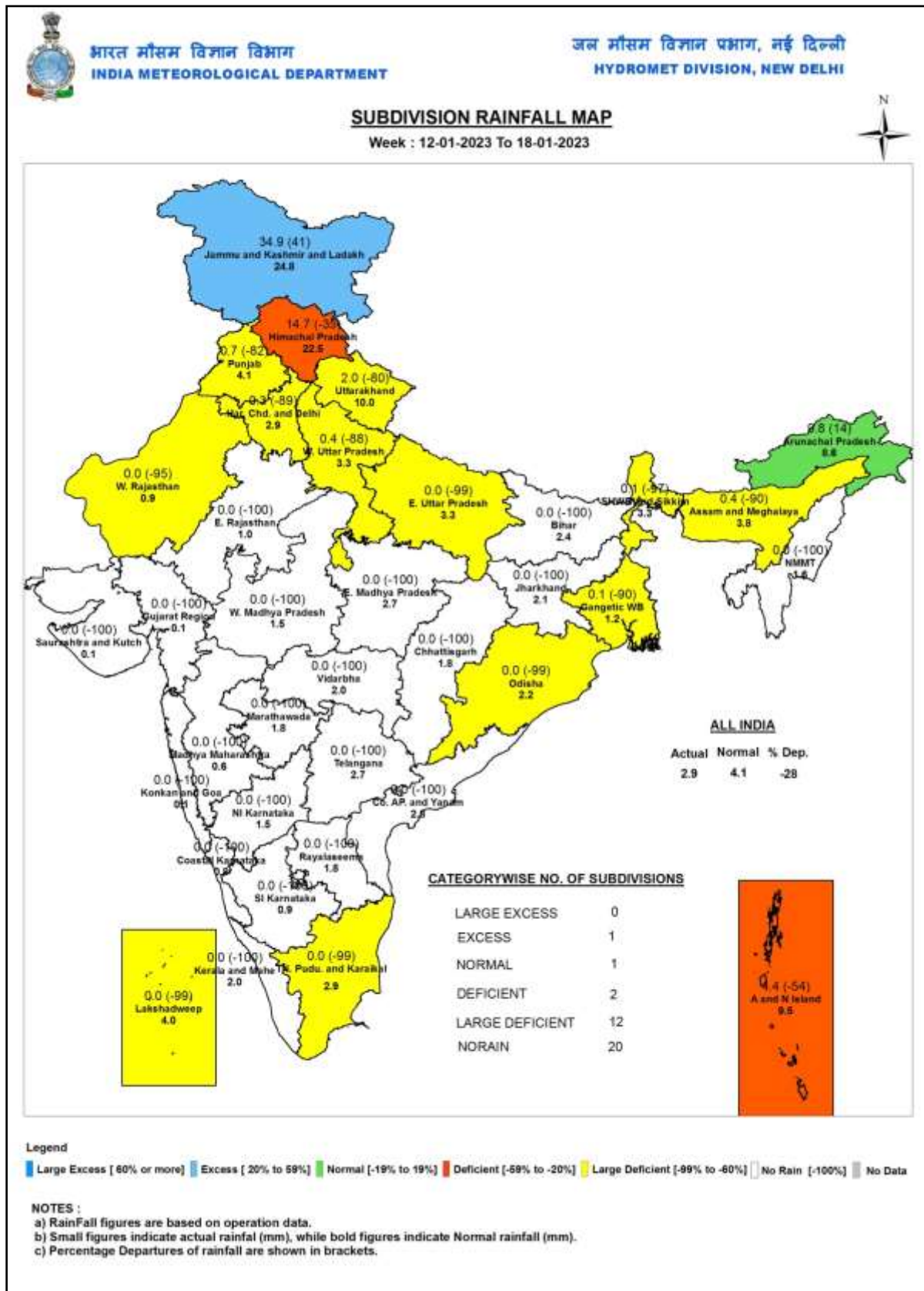
**Minimum Temperatures:** No significant change in Minimum temperatures likely over northwest India during 1<sup>st</sup> half of the week and fall by 3-5°C thereafter. Overall, Minimum temperatures are likely to be below normal by 2-4°C over many parts of the northwest & adjoining central India. It is likely to be above normal over east & adjoining central India and over northeastern states.

**Cold wave:** Cold wave conditions likely in isolated pockets over parts of northwest India in 2<sup>nd</sup> half of the week.

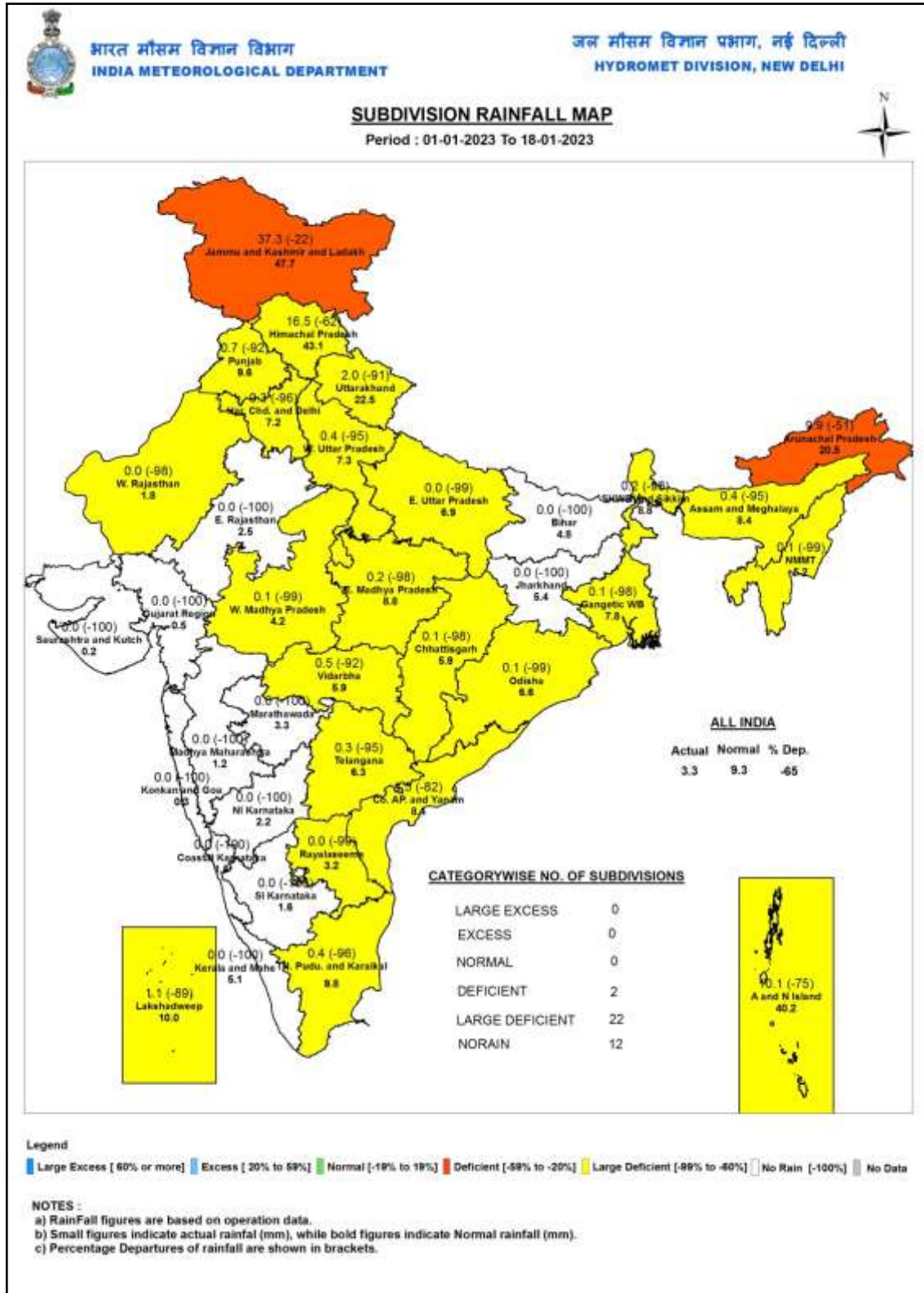
**Legends:** Heavy Rain: 64.5 to 115.5 mm Very Heavy Rain: 115.6 to 204.4 mm, Extremely Heavy Rain > 204.4 mm

SPATIAL DISTRIBUTION (% of Stations reporting)			
% Stations	Category	% Stations	Category
76-100	Widespread (WS/ Most Places)	26-50	Scattered (SCT/ A Few Places)
51-75	Fairly Widespread (FWS/ Many Places)	1-25	Isolated (ISOL)

Probabilistic Forecast	
Terms	Probability of Occurrence (%)
Unlikely	< 25
Likely	25 - 50
Very Likely	50 - 75
Most Likely	> 75



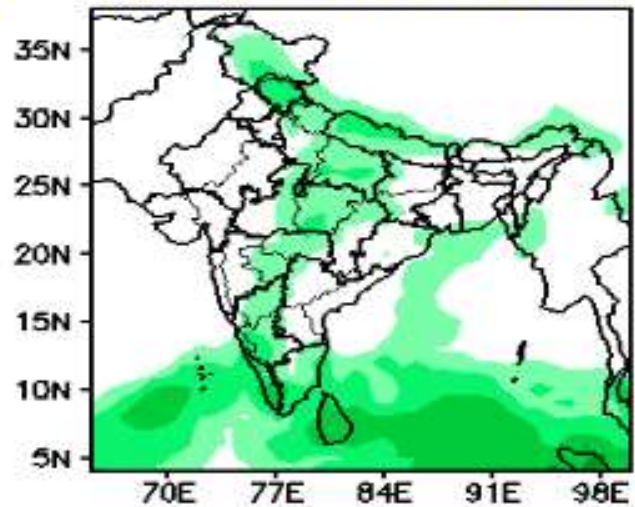
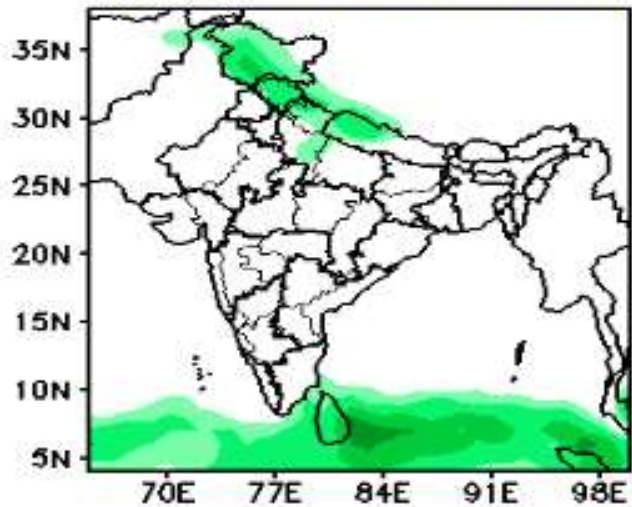
## Annex: II



### Forecast Rainfall (mm/day)

(Week1: 20Jan–26Jan)

(Week2: 27Jan–02Feb)



### Forecast Rainfall Anomaly (mm/day)

(Week1: 20Jan–26Jan)

(Week2: 27Jan–02Feb)

