



## Extended Range Forecast for the UT of J&K

Date 28-10-2021

**1. Observed condition during last week:** During the week (22<sup>nd</sup> October to 28<sup>th</sup> October) J&K state received Large Excessl Rainfall .

**Highest Maximum Temperature (Tmax)=24.7° c and Lowest Minimum Temperature (Tmin)= -3.0°c for Kashmir Division.**

Weekly average maximum temperature for Kashmir Division = 15.7°C with anomaly of -5.5°C

Weekly average minimum temperature for Kashmir Division = 5.3°C with anomaly of +1.5°C

**Highest Maximum Temperature (Tmax)=31.3° c and Lowest Minimum Temperature (Tmin)=4.2°c for Jammu Division.**

Weekly average maximum temperature for Jammu Division =25.9°C with anomaly of -4.2°C

Weekly average minimum temperature Jammu Division =14.9°C with anomaly of -1.8°C

### Kashmir Division Rainfall

DISTRICT	Weekly Rainfall (mm) 22 <sup>nd</sup> Oct – 28 <sup>th</sup> October			Seasonal Rainfall (mm) 09 <sup>th</sup> -28 <sup>th</sup> October		
	ACT	NOR	DEP (%)	ACT	NOR	DEP (%)
ANANTNAG	109.7	8.4	1205	131.5	25.6	414
BADGAM	61.5	9.5	547	99.3	19.2	417
BANDIPORE	22.5	12.9	74	78.5	25.7	205
BARAMULA	34.3	8.6	298	94.3	27	249
GANDERBAL	56.6	4.8	1079	73.5	25.5	188
KULGAM	110.4	8.3	1230	153.3	30.3	406
KUPWARA	16.2	13.1	24	53.1	35.7	49
PULWAMA	85.6	5	1611	101.2	13.2	666
SHOPIAN	67	14.6	359	79.5	24.4	226
SRINAGAR	63.3	8.2	671	99.8	21.9	356
<b>AVERAGE</b>	62.7	9.3	+574.2	96.4	24.9	+287.1

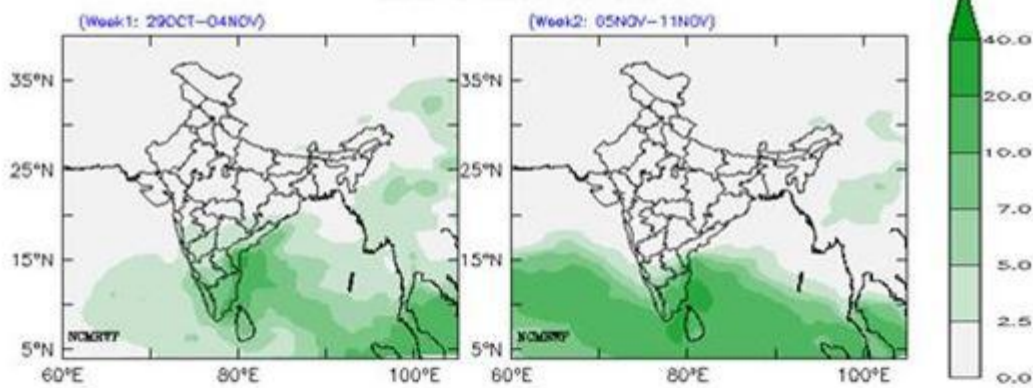
### Jammu Division Rainfall

DISTRICT	Weekly Rainfall (mm) 22 <sup>nd</sup> Oct – 28 <sup>th</sup> October			Seasonal Rainfall (mm) 09 <sup>th</sup> -28 <sup>th</sup> October		
	ACT	NOR	DEP (%)	ACT	NOR	DEP (%)
DODA	70.1	5.8	1109	72.7	31	135
JAMMU	83.6	3.4	2358	85.5	20.8	311
KATHUA	34	3.2	963	35.9	17.6	104
KISTWAR	82	5.8	1314	82	31	165
POONCH	24	8.2	193	67	24.9	169
RAJOURI	41.4	1	4040	77	4.3	1691
RAMBAN	101.9	7.2	1315	122.9	30.4	304
REASI	108.2	2.8	3763	136.3	30	354
SAMBA	42	3.4	1135	48	20.8	131
UDHAMPUR	147	3.4	4224	178.4	34.1	423
<b>AVERAGE</b>	73.4	4.4	+1568.2	90.6	24.5	+269.8

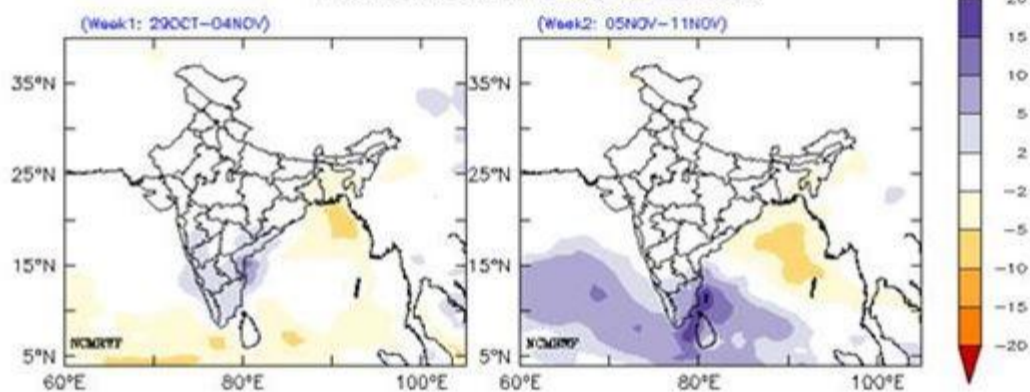
**2. Forecasts for Category and Trend:** Very Light rainfall during week 1 (29<sup>th</sup> October to 04<sup>th</sup> November ) and Very Light rainfall during week 2 (05<sup>th</sup> Nov to 11<sup>th</sup> November).

Division		Rainfall	Tmax Anomoly	Tmin Anomoly
KASHMIR	Week 1	Normal	Positive	Negative
	Week 2	Normal	Positive	Negative
JAMMU	Week 1	Normal	Positive	Negative
	Week 2	Normal	Positive	Negative

**NCMRWF CNCUM Extended Range Forecasts-20211028**  
**Precipitation (mm/day)**

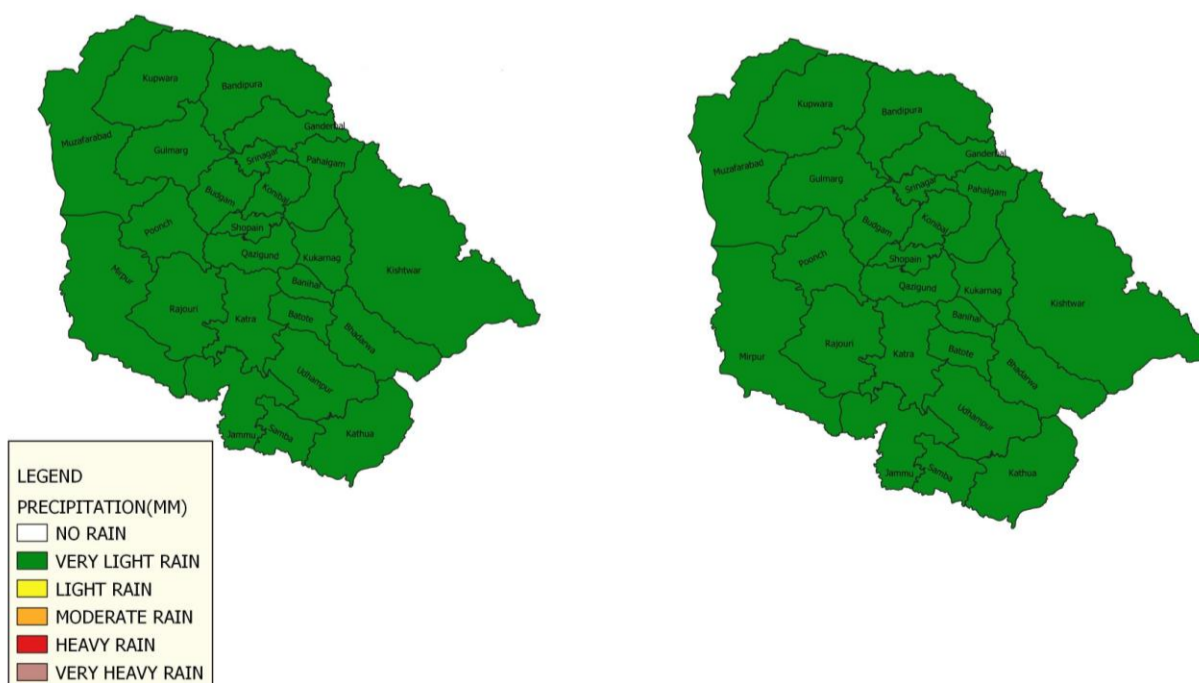


**NCMRWF CNCUM Extended Range Forecasts-20211028**  
**Precipitation Anomaly (mm/day)**



Week No 01:- 29 OCT- 04NOV

Week No 02:- 05 NOV- 11 NOV



**3. Forecast of any extreme weather: NIL**

<u>Distribution</u>	<u>% Departure of Rainfall</u>
Large Excess (LE)	+60 and above
Excess (E)	+20 to +59
Normal (N)	+19 to -19%
Deficient (D)	-20% to -59%
Large Deficient (LD)	-60% or less
No Rain (NR)	-100 %

<u>Distribution</u>	<u>Departure from mean</u>
Markedly Below Normal	-5.0 <sup>0</sup> C or less
Appreciably Below Normal	-3.1 <sup>0</sup> C to -5.0 <sup>0</sup> C
Below Normal	-1.6 <sup>0</sup> C to -3.0 <sup>0</sup> C
Normal	-1.5 <sup>0</sup> C to -1.5 <sup>0</sup> C
Above Normal	1.6 <sup>0</sup> C to 3.0 <sup>0</sup> C
Appreciably Above Normal	3.1 <sup>0</sup> C to 5.0 <sup>0</sup> C
Markedly Above Normal	5.0 <sup>0</sup> C or more

.....  
For more details kindly visit:[http://rmcnewdelhi.imd.gov.in/MET\\_CENTRE/MCSRINAGAR/mcsrn.html](http://rmcnewdelhi.imd.gov.in/MET_CENTRE/MCSRINAGAR/mcsrn.html)  
Contact: Phone No.'s 0194-2430112, 0194-2430115 Fax No. 0194-2430318  
E-mail: mcsrinagar3@gmail.com, mcsrinagar1@gmail.com,  
Service to the nation since 1880  
.....