



**PERFORMANCE OF SOUTH WEST MONSOON 2022 OVER KERALA**  
 From 01-Jun-2022 to 25-Jun-2022

**CUMULATIVE RAINFALL FOR KERALA - SW MONSOON 2022**




**ACTUAL= 244.74 mm**

**NORMAL= 532.5 mm**

**DEPARTURE= -54.04 %**



## PERFORMANCE OF SOUTH WEST MONSOON 2022 OVER ALAPPUZHA From 01-Jun-2022 to 25-Jun-2022

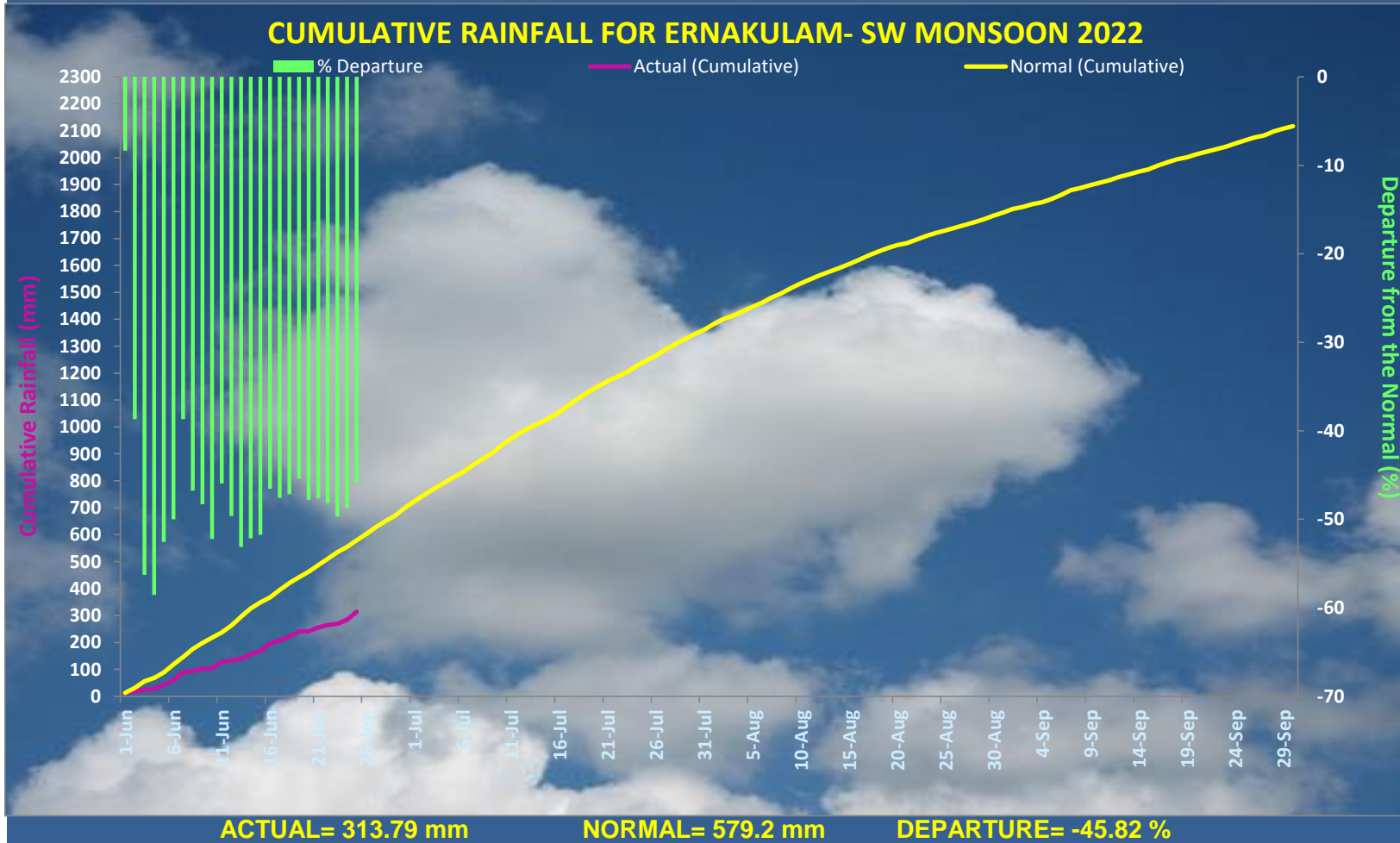


भारत सरकार  
भारत मौसम विज्ञान विभाग  
(पृथ्वी विज्ञान मंत्रालय)  
मौसम केन्द्र  
विकासभवन पीओ  
तिरुवनंतपुरम - 695 033



GOVERNMENT OF INDIA  
INDIA METEOROLOGICAL  
DEPARTMENT  
(Ministry of Earth Sciences)  
METEOROLOGICAL CENTRE  
Vikas Bhavan P.O  
Thiruvananthapuram - 695033

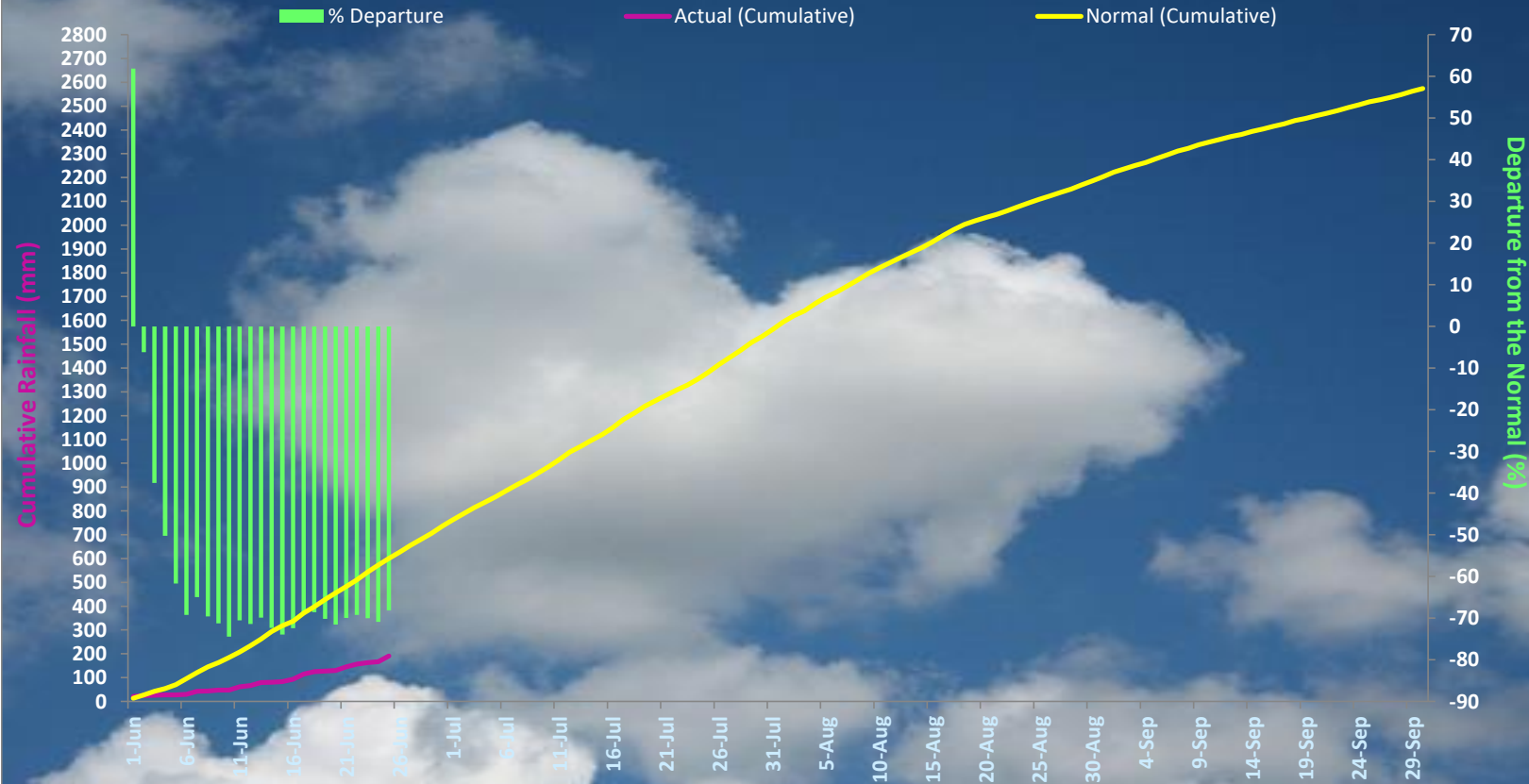
## PERFORMANCE OF SOUTH WEST MONSOON 2022 OVER ERNAKULAM From 01-Jun-2022 to 25-Jun-2022





## PERFORMANCE OF SOUTH WEST MONSOON 2022 OVER IDUKKI From 01-Jun-2022 to 25-Jun-2022

### CUMULATIVE RAINFALL FOR IDUKKI- SW MONSOON 2022



ACTUAL= 191.43 mm

NORMAL= 601 mm

DEPARTURE= -68.15 %

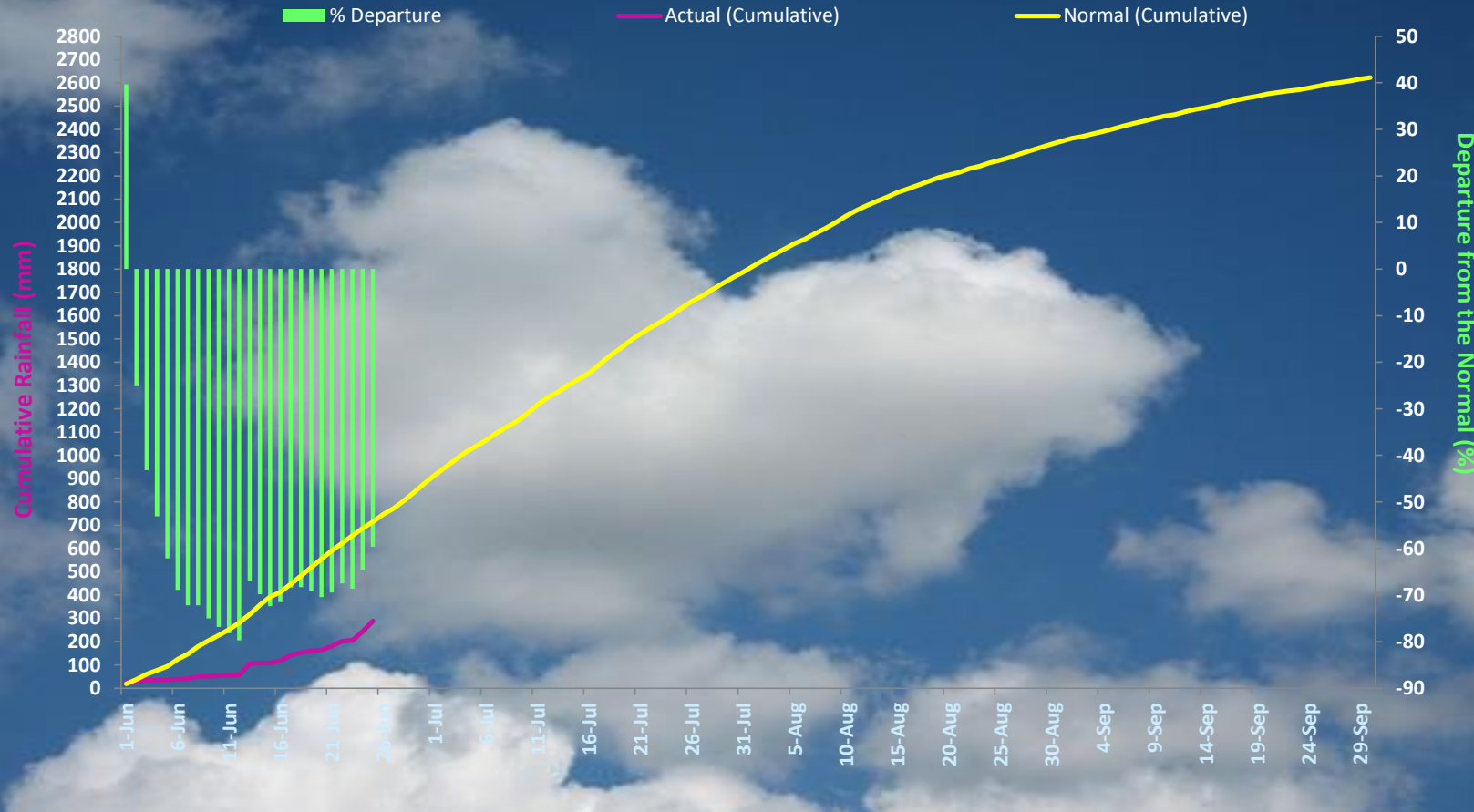
भारत सरकार  
भारत मौसम विज्ञान विभाग  
(पृथ्वी विज्ञान मंत्रालय)  
मौसम केन्द्र  
विकासभवन पीओ  
तिरुवनंतपुरम - 695 033



GOVERNMENT OF INDIA  
INDIA METEOROLOGICAL  
DEPARTMENT  
(Ministry of Earth Sciences)  
METEOROLOGICAL CENTRE  
Vikas Bhavan P.O  
Thiruvananthapuram - 695033

## PERFORMANCE OF SOUTH WEST MONSOON 2022 OVER KANNUR From 01-Jun-2022 to 25-Jun-2022

### CUMULATIVE RAINFALL FOR KANNUR- SW MONSOON 2022



ACTUAL= 288.69 mm


NORMAL= 714.4 mm

DEPARTURE= -59.59 %



**PERFORMANCE OF SOUTH WEST MONSOON 2022 OVER KASARAGOD**  
 From 01-Jun-2022 to 25-Jun-2022

**CUMULATIVE RAINFALL FOR KASARAGOD- SW MONSOON 2022**



**ACTUAL= 316.57 mm**

**NORMAL= 800.2 mm**

**DEPARTURE= -60.44 %**


भारत सरकार  
भारत मौसम विज्ञान विभाग  
(पृथ्वी विज्ञान मंत्रालय)  
मौसम केन्द्र  
विकासभवन पीओ  
तिरुवनंतपुरम - 695 033



GOVERNMENT OF INDIA  
INDIA METEOROLOGICAL  
DEPARTMENT  
(Ministry of Earth Sciences)  
METEOROLOGICAL CENTRE  
Vikas Bhavan P.O  
Thiruvananthapuram - 695033

## PERFORMANCE OF SOUTH WEST MONSOON 2022 OVER KOLLAM From 01-Jun-2022 to 25-Jun-2022


### CUMULATIVE RAINFALL FOR KOLLAM- SW MONSOON 2022





**PERFORMANCE OF SOUTH WEST MONSOON 2022 OVER KOTTAYAM**  
 From 01-Jun-2022 to 25-Jun-2022

**CUMULATIVE RAINFALL FOR KOTTAYAM- SW MONSOON 2022**

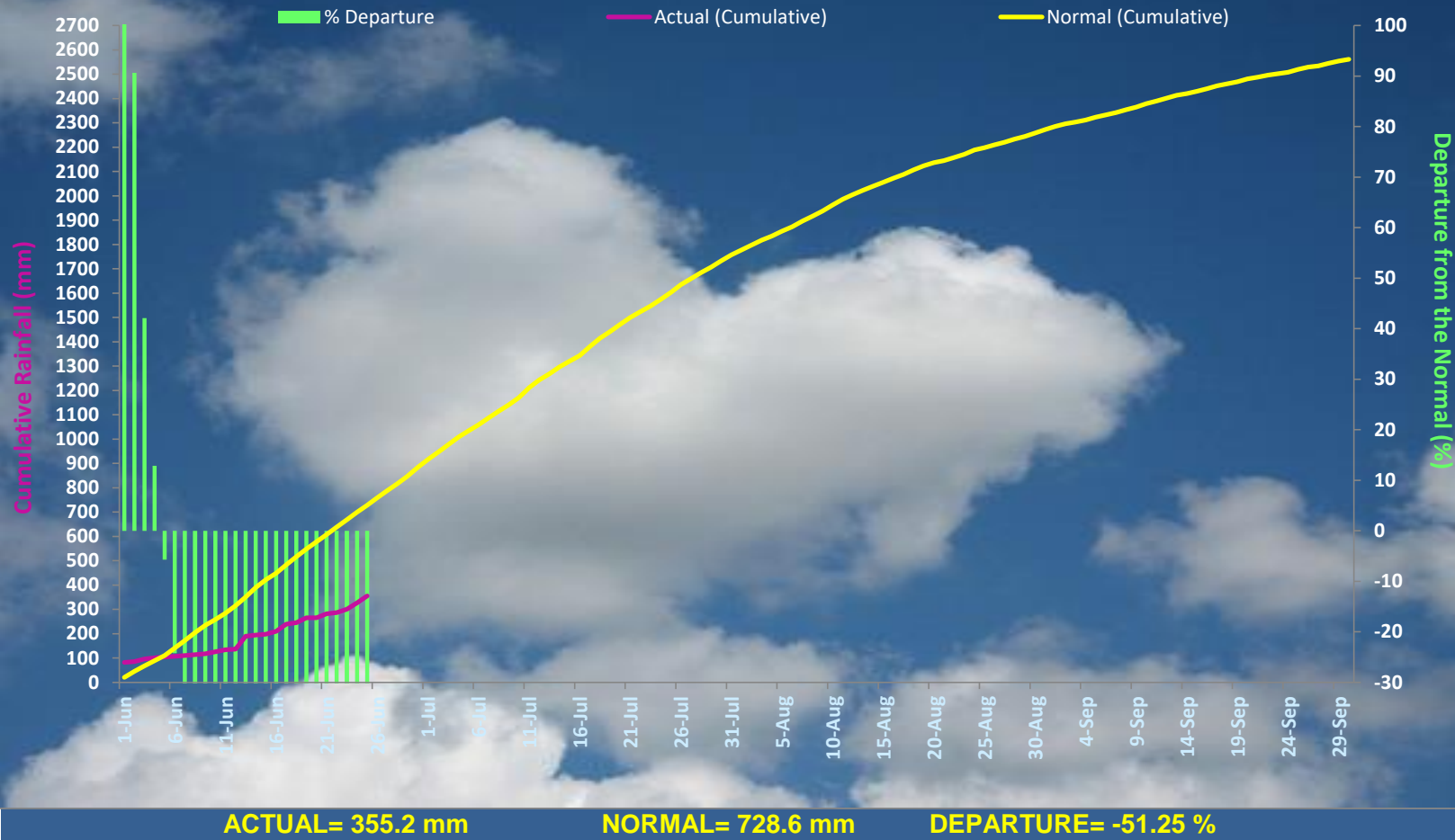






## PERFORMANCE OF SOUTH WEST MONSOON 2022 OVER KOZHIKODE From 01-Jun-2022 to 25-Jun-2022

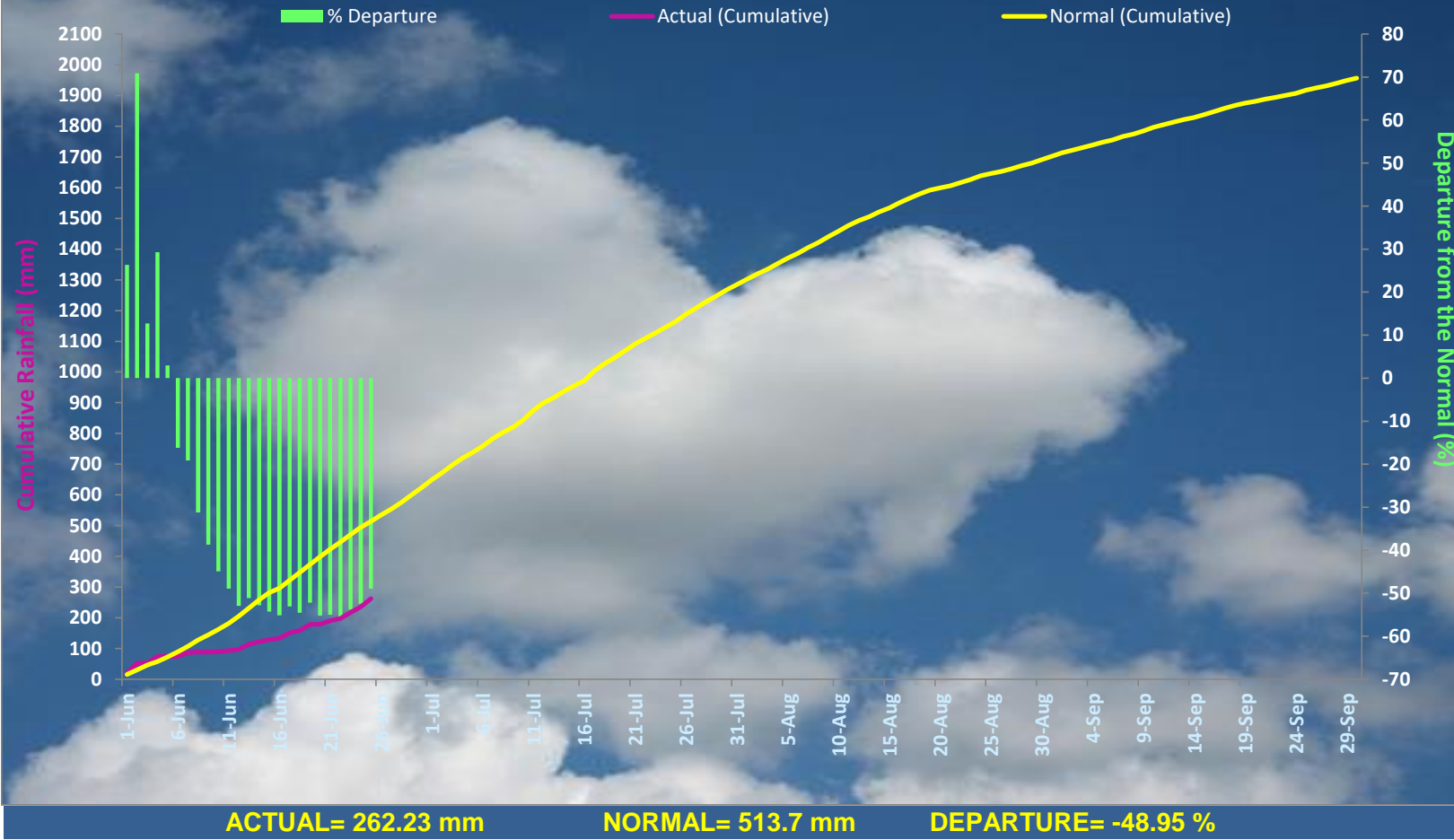
### CUMULATIVE RAINFALL FOR KOZHIKODE- SW MONSOON 2022





**PERFORMANCE OF SOUTH WEST MONSOON 2022 OVER MALAPPURAM**  
 From 01-Jun-2022 to 25-Jun-2022


**CUMULATIVE RAINFALL FOR MALAPPURAM- SW MONSOON 2022**





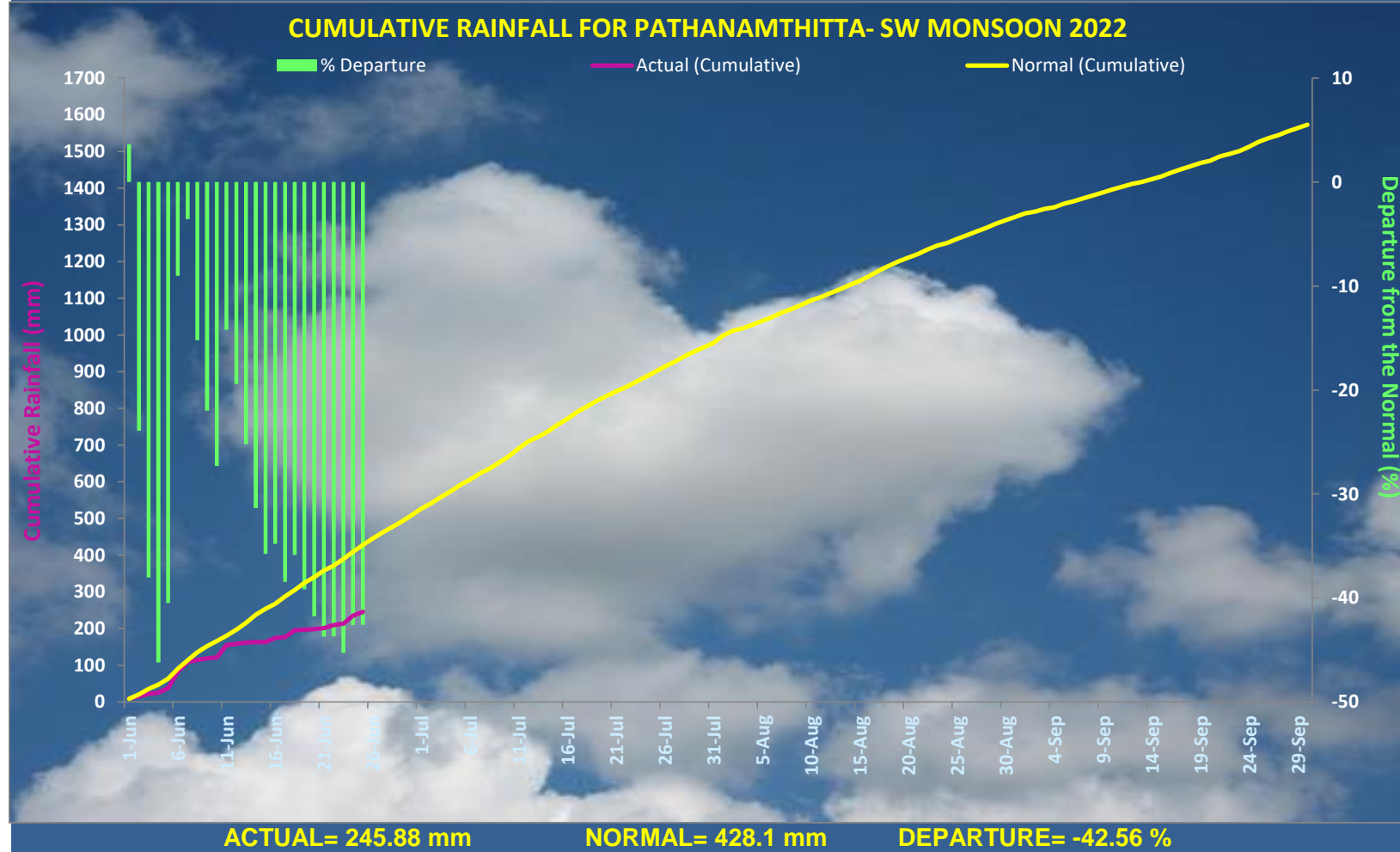
## PERFORMANCE OF SOUTH WEST MONSOON 2022 OVER PALAKKAD From 01-Jun-2022 to 25-Jun-2022

### CUMULATIVE RAINFALL FOR PALAKKAD- SW MONSOON 2022



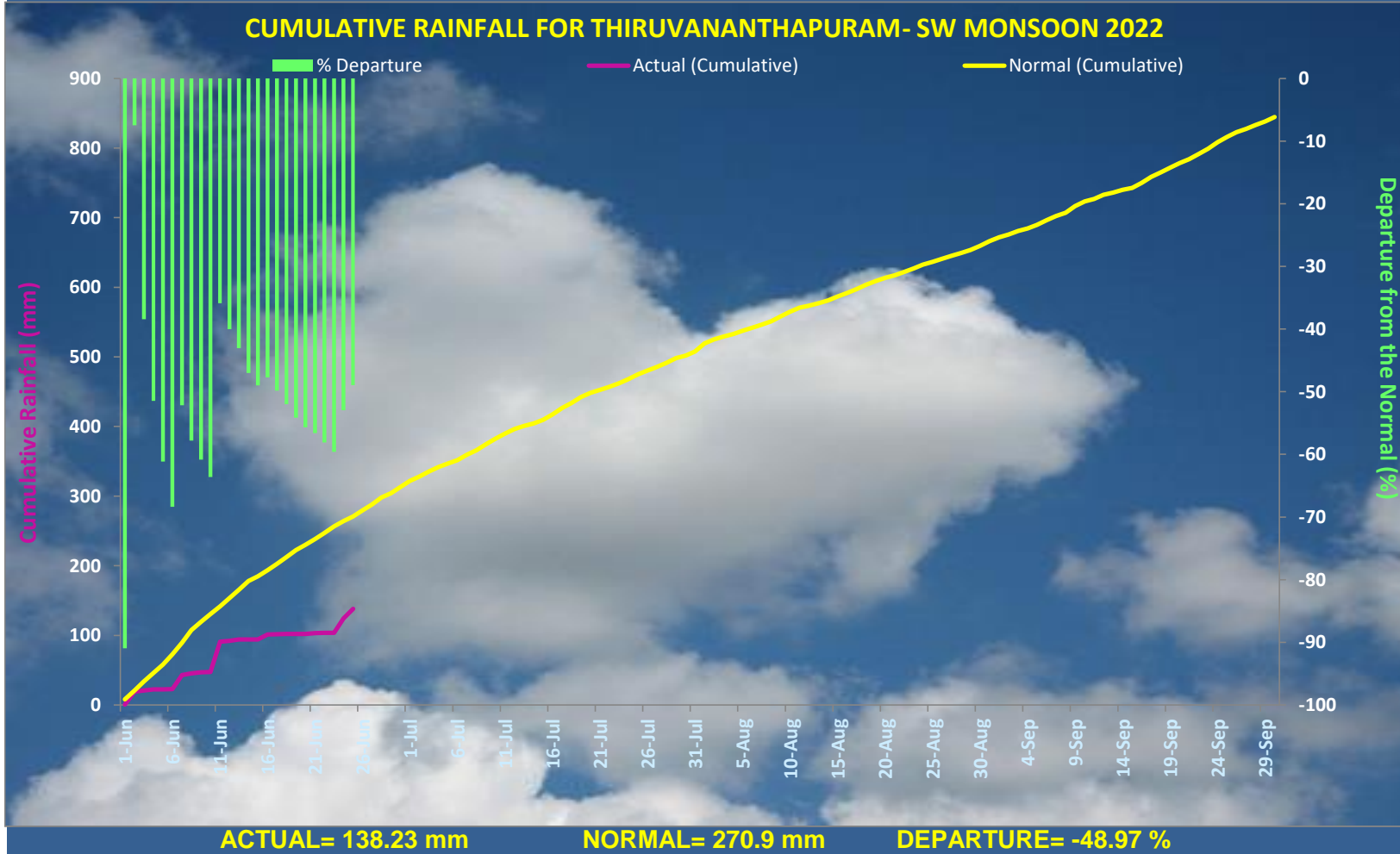


**PERFORMANCE OF SOUTH WEST MONSOON 2022 OVER PATHANAMTHITTA**  
 From 01-Jun-2022 to 25-Jun-2022





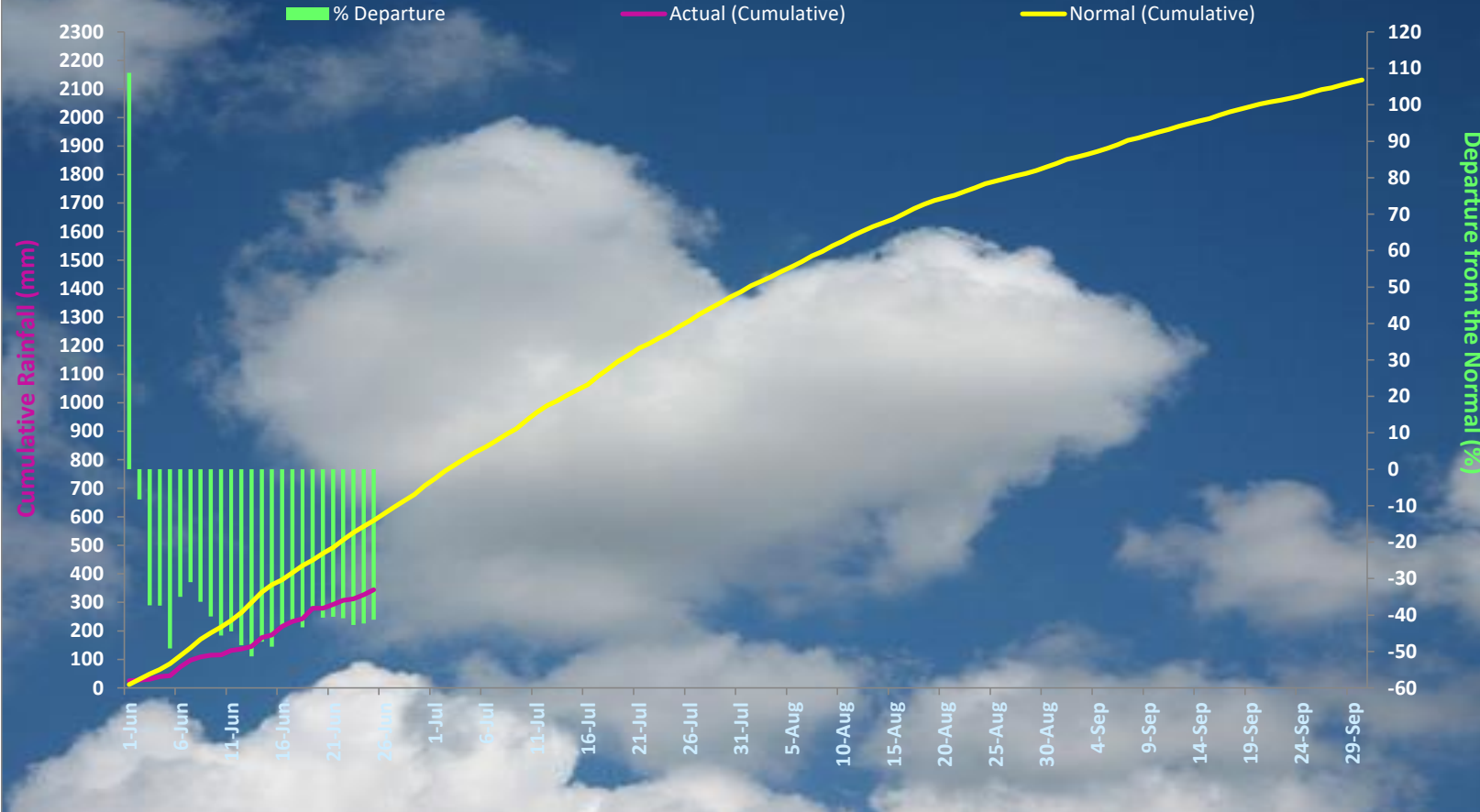
**PERFORMANCE OF SOUTH WEST MONSOON 2022 OVER THIRUVANANTHAPURAM**  
 From 01-Jun-2022 to 25-Jun-2022





**PERFORMANCE OF SOUTH WEST MONSOON 2022 OVER THRISSUR**  
 From 01-Jun-2022 to 25-Jun-2022

**CUMULATIVE RAINFALL FOR THRISSUR- SW MONSOON 2022**



**ACTUAL= 344.56 mm**


**NORMAL= 586.5 mm**

**DEPARTURE= -41.25 %**



## PERFORMANCE OF SOUTH WEST MONSOON 2022 OVER WAYANAD From 01-Jun-2022 to 25-Jun-2022

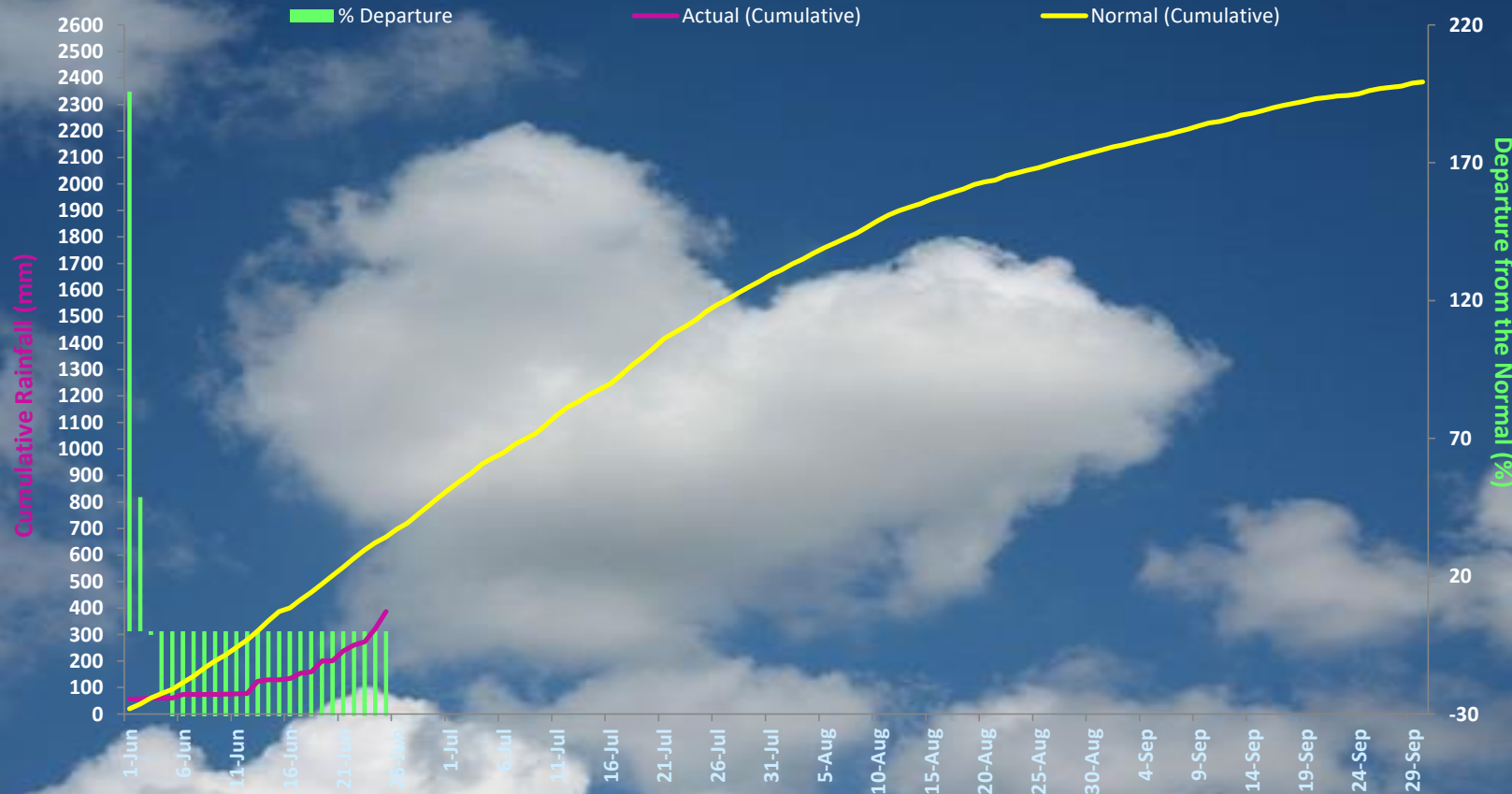
### CUMULATIVE RAINFALL FOR WAYANAD- SW MONSOON 2022





## PERFORMANCE OF SOUTH WEST MONSOON 2022 OVER MAHE From 01-Jun-2022 to 25-Jun-2022

### CUMULATIVE RAINFALL FOR MAHE- SW MONSOON 2022



ACTUAL= 386.4 mm

NORMAL= 668.1 mm

DEPARTURE= -42.16 %





**PERFORMANCE OF SOUTH WEST MONSOON 2022 OVER LAKSHADWEEP**  
 From 01-Jun-2022 to 25-Jun-2022

**CUMULATIVE RAINFALL FOR LAKSHADWEEP- SW MONSOON 2022**

